

**PETUNJUK TEKNIS EASYCHAIR UNTUK
INTERNATIONAL CONFERENCE ON ADVANCE INFORMATION SCIENTIFIC
DEVELOPMENT (ICAISD 2020)**



**UNIVERSITAS BINA SARANA INFORMATIKA
2019**

Membuat Akun easychair.org

Buka laman easychair.org

The screenshot shows the EasyChair website homepage. At the top right, there are two callout bubbles with numbers 1 and 2. The main content area includes a navigation bar with links like Home, Overview, Installation, News, Licenses, FAQ, Publications, and Smart CFP. Below the navigation bar, there are statistics: 'Since 2002 on the market', '2,894,579 users', '77,114 conferences served', and 'Web traffic 21M+ page accesses per month'. There are also sections for 'Services' (Conference management, Smart program, Publishing, Smart CFP) and 'How to:' (Create an account, Create a conference, Publish your volume). A 'What is EasyChair' section describes the system as a flexible conference management system. A 'Some of our conferences:' section lists the '26th International World-Wide Web Conference (WWW 2017)'.

Untuk masuk ke halaman easychair klik login dan masukkan username dan password atau jika belum mempunyai akun easychair silahkan melakukan pendaftaran dengan klik Signup

1. Signup


Create an EasyChair Account: Step 1

To create an EasyChair account you should have a valid email address and do the following.

1. pass a captcha to prove that you are not a robot;
2. fill out a simple form with your personal information;
3. follow the link we send to your email address to complete the account creation.

Please note that the use of EasyChair is subject to [our terms of service](#).

Saya bukan robot



reCAPTCHA
Privasi - Persyaratan

Continue



Create an EasyChair Account: Step 2

Please fill out the following form. The required fields are marked by *.

Note that the most common reason for failing to create an account is an incorrect email address so please type your email address correctly.

First name*:

Last name*:

Email*:

Retype email address*:

Continue

* Note: leave first name blank if you do not have one. If you are not sure how to divide your name into the first and last name, [read the Help article about names](#).

You may also be interested about [our policy for using personal information](#).

Account Application Received



We received your application. A mail with further instructions has been sent to the email address risky@easychair.org.

If You Do not Receive the Instructions

If you do not receive our email with instructions on how to create an account, please read the following information.

Our mail server normally sends all mail within a few seconds. The following is an incomplete list of possible reasons for the problem:

Incorrectly typed email address

This is still the most likely cause of delay.

Slow mail processing

Some mail servers process mail for a long time. For example, your mail server may spend a lot of time checking incoming mail for spam.

"Bounced" mail problem

Some mailboxes, when receiving an email from an unknown sender, ask the sender to send a mail with specific content to ensure that it has been sent by a human. Account-related emails in EasyChair are sent by a program, so if your email address uses such a protection, you will never receive our mail. If you have such a protection and it is configurable, configure it to accept email from the domain easychair.org.

Mailbox problems and quotas

Some mailboxes sent to EasyChair bounce back because the recipient mailbox is over quota.

Anti-spam filters

It is possible that your spam filters will classify our email as spam. Please check your spam mail boxes.

General connection problems

There might be general connection problems, for example your mail server may be unavailable for a long time.

Unfortunately, we have no resources to solve with all possible kinds of mail server (mis)behaviors. If you believe you have a problem related to your mail server and want to solve it quickly, either contact your system administrators or try to get and use an email address from one of major mail hosts, such as a Google Mail, Yahoo Mail, or Hotmail. You will be able to change your email address in EasyChair to have multiple email addresses associated with your account later.

You can repeat your application at any time. Another email will be sent to you.

Selanjutnya, cek email dan klik link untuk confirmation account

EasyChair account confirmation Kotak Masuk x



EasyChair <noreply@easychair.org>

kepada saya ▾

🇺🇸 Inggris ▾ > Indonesia ▾ [Terjemahkan pesan](#)

Dear Rizky Safitri,

We received a request to create an EasyChair account for you. To create an EasyChair account, please click on this link:

<https://easychair.org/account/create?code=rphSTY17iy8b9j9XWgnx>

Please note that this link is only valid for one week. After one week you will have to apply for an account again.

Please be aware that this is an unmonitored email alias, so please do not reply to this email.

To contact EasyChair use the EasyChair contact Web page

<https://easychair.org/contact>

Create an EasyChair Account: Last Step

Hello Rizky Safitri! To complete the creation of your account please fill out the following form. You should create the account within 30 minutes, otherwise you will have to fill out this form from scratch.

To use EasyChair, you must agree to its [Terms of Service](#) ([view terms](#)), ([download terms](#)).

I agree to EasyChair Terms of Service

Enter your personal data:

First name:

Last name:

Organization:

Country:

The Web page is used to provide a link to it on some EasyChair pages, for example when you are mentioned as an author in a published conference program. It is optional. Please do not use the Web page of your organization here: if you fill this out, it should only be your personal Web page.

Your personal Web page:

Enter your account information. Note that user names are case-insensitive

User name **riskyrs** is available!

User name:

Password:

Retype the password:

[Create my account](#)



Account Created

Your EasyChair account has been created!

If you want to submit to a conference or a journal hosted by EasyChair, you should find the conference or journal Web page and follow the link to its EasyChair submission page.

For anything else, including publishing a preprint, [click here to log in to EasyChair](#).

2. Login

User name:

Password:

[Log in](#)

If you have no EasyChair account, [create an account](#)
Forgot your password? [click here](#)
Problems to log in? [click here](#)


The screenshot shows a web browser window with the URL <https://easychair.org/my/verified?info=92898244jnutptedE5qHExD#>. The page header includes the EasyChair logo, a navigation menu with 'Conferences', 'CFPs', 'Preprints', 'Slides', 'News', and 'EasyChair', and a 'Help / Log out' link. The main content area displays a personalized welcome message: 'Welcome to EasyChair!'. Below this is a 'new' banner for 'EasyChair Preprints' with a sub-header and a paragraph of text. At the bottom of the page, there is a copyright notice: 'Copyright © 2002 – 2019 EasyChair'.

Klik menu CFPs – Click here to access EasyChair Smart CFP

The screenshot shows the 'My Calls for Papers' page on EasyChair. The navigation menu at the top has 'CFPs' highlighted in yellow. The main heading is 'My Calls for Papers'. Below the heading, there is a paragraph: 'The EasyChair **Smart CFP** (Calls For Papers) service allows our users to publish'. This is followed by a bulleted list: '• conference calls for papers and calls for participation;', '• calls for contributions to journals, book chapters and other kinds of publications', and '• and almost any other announcements for scientists...'. The page is clean and professional, with a light background and clear typography.

You have not created any CFP in EasyChair. [Click here to access EasyChair Smart CFP!](#)

Search: ICAISD-2020 dan tekan Enter



Home My CFPs Watchlist Archive New CFP Alerts EasyChair

ICAISD-2020

EasyChair Smart CFP | Smart CFP is an environment in EasyChair allowing conference organisers to publish conference papers and authors find calls relevant to them. It is integrated with the rest of EasyChair

Organizers:
⇒ Create a nicely looking CFP in a few minutes.

All EasyChair users:
⇒ Build a watchlist of CFPs and view/download

Found CFPs for 'ICAISD-2020'.

All active CFPs containing this query are shown below.

Click on the CFP acronym to **open this CFP**.

To **add a CFP** to your watchlist, click . Note that you cannot add closed CFPs to the watchlist.

You would have to **login** to EasyChair first to be able to **add CFPs to watchlist**.

Click on a topic to **see related CFPs**.

CFPs for Future Events

| Acronym | Name | Location | Submission deadline | Start date | Topics | Add to watchlist |
|-------------------------------|--|-------------------|---------------------|-------------|---|---|
| ICAISD 2020 ✓ | International Conference on Advance Information Scientific Development | Bekasi, Indonesia | Jun 15, 2020 | Aug 6, 2020 | applied science management artificial intelligent |  |

Klik ICAISD-2020 dan klik Submission Link

ICAISD 2020: International Conference on Advance Information Scientific Development
BSI Convention Center
Bekasi, Indonesia, August 6-7, 2020

| | |
|--------------------------------|---|
| Conference website | http://icaisd.info/icaisd/ |
| Submission link | https://easychair.org/conferences/?conf=icaisd2020 ✓ |
| Abstract registration deadline | June 15, 2020 |
| Submission deadline | June 15, 2020 |

Topics: [applied science](#) [management](#) [artificial intelligent](#)

Atau melalui link pada laman icaisd.info dengan meng-klik link submission <https://easychair.org/conferences/?conf=icaisd2020>

ICAISD 2020 (INTERNATIONAL CONFERENCE ON ADVANCE INFORMATION SCIENTIFIC DEVELOPMENT)

You are logged in to ICAISD 2020 (INTERNATIONAL CONFERENCE ON ADVANCE INFORMATION SCIENTIFIC DEVELOPMENT).

You have no roles at ICAISD 2020.

This conference accepts new submissions. You can log in as an author to make a submission:

- [enter as an author](#)

Klik **enter as in author** dan lakukan submit (make a new submission) dan isikan data sesuai form yang diperlukan

Author Information

For each author please fill out the form below. Some items on the form are explained here:

- **Email address** will only be used for communication with the authors. It will not appear in public Web pages of this conference. The email address can be omitted for not corresponding authors. These authors will also have no access to the submission page.
- **Web page** can be used on the conference Web pages, for example, for making the program. It should be a Web page of the author, not the Web page of her or his organization.
- Each author marked as a **corresponding author** will receive email messages from the system about this submission. There must be at least one corresponding author.

Author 1 ([click here to add yourself](#)) ([click here to add an associate](#))

First name[†]:

Last name *

Email: *

Country: *

Organization: *

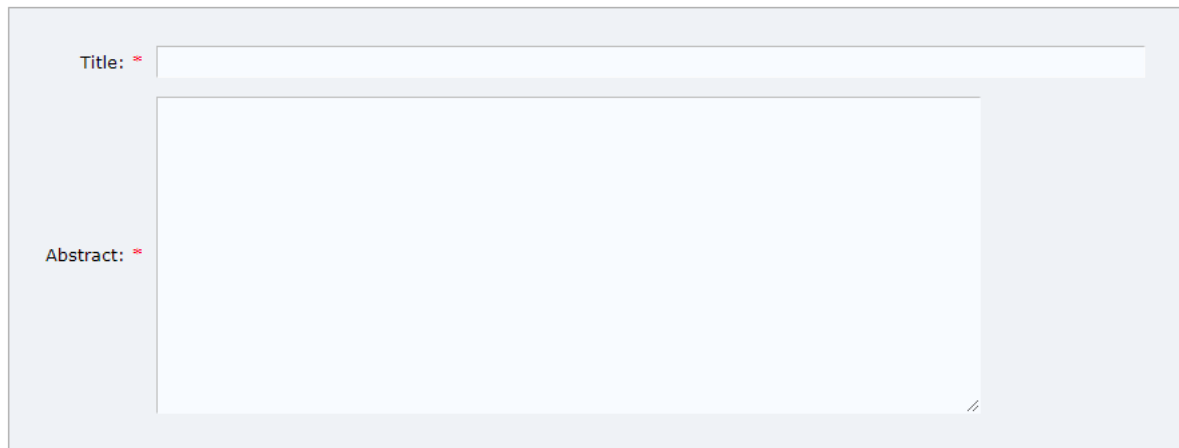
Web page:

corresponding author

Pilih salah satu penulis sebagai corresponding author

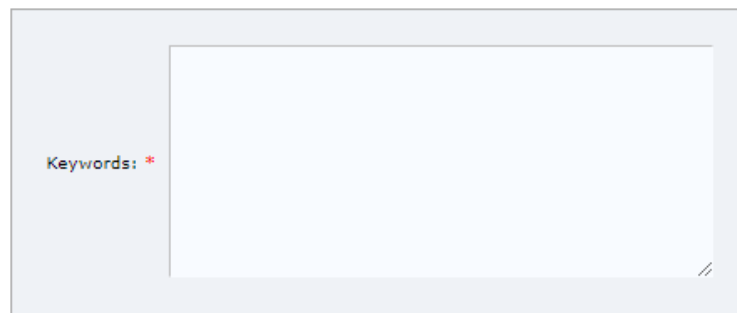
Title and Abstract

The title and the abstract should be entered as plain text, they should not contain HTML elements.



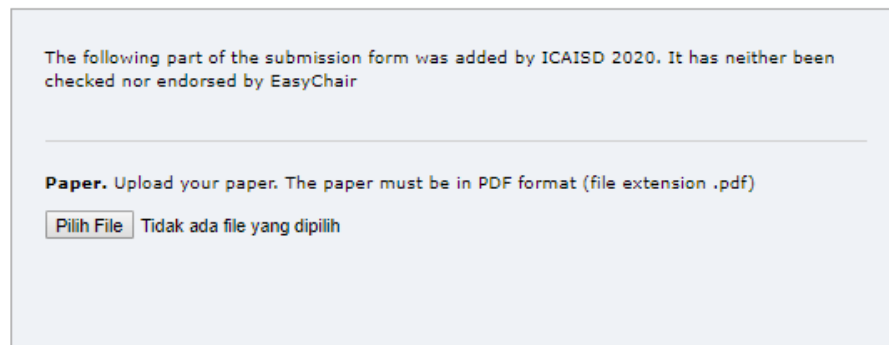
The form contains two input fields. The first is a single-line text box labeled "Title: *". The second is a larger multi-line text area labeled "Abstract: *".

Isikan data Judul, abstrak, keywords



The form contains a single multi-line text area labeled "Keywords: *".

Files



The following part of the submission form was added by ICAISD 2020. It has neither been checked nor endorsed by EasyChair

Paper. Upload your paper. The paper must be in PDF format (file extension .pdf)

Tidak ada file yang dipilih

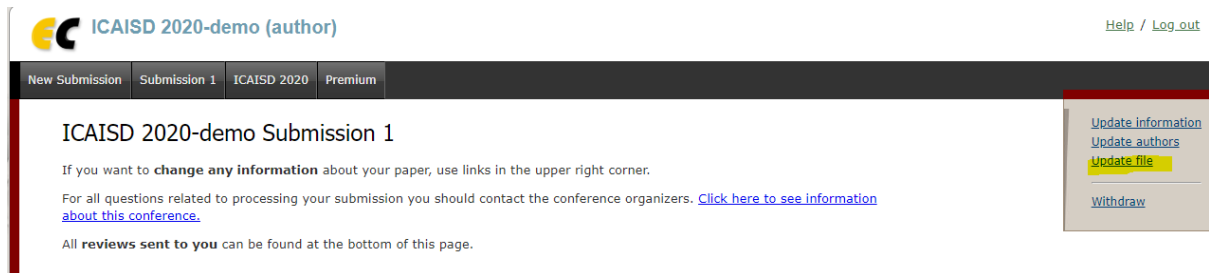
Ready?

If you filled out the form, press the 'Submit' button below. **Do not press the button twice: uploading may take 1**

Masukkan keywords (tanpa special characters/buat keywords 1 untuk baris pertama, keywords 2 untuk baris kedua, keywords 3 untuk baris ketiga) dan unggah artikelnnya dalam format pdf.

Selanjutnya anda akan mendapatkan email pemberitahuan bahwa telah melakukan submit artikel pada ICAISD2020.

Setelah proses review dan hasil naskah anda di terima dengan revisi (*accepted – revise required*) silahkan merevisi dan mengupload ulang hasil revisi



The screenshot shows the author's submission page for ICAISD 2020-demo. The page title is "ICAISD 2020-demo Submission 1". The navigation menu includes "New Submission", "Submission 1", "ICAISD 2020", and "Premium". The main content area contains the following text:

ICAISD 2020-demo Submission 1

If you want to **change any information** about your paper, use links in the upper right corner.

For all questions related to processing your submission you should contact the conference organizers. [Click here to see information about this conference.](#)

All **reviews sent to you** can be found at the bottom of this page.

On the right side, there is a sidebar with the following links: [Update information](#), [Update authors](#), [Update file](#) (highlighted in yellow), and [Withdraw](#).

***File hasil revisi versi Microsoft Word (doc./docx) silahkan dikirim juga ke email info@icaisd.info**